

Expressionist Tunisian Cowl

DESIGN BY GWEN BUTTKE MCGANNON

A simple Tunisian stitch pattern becomes amazing when paired with this luscious, thick-and-thin multicolored yarn.

1 2 3 4 5 6 **INTERMEDIATE**

FINISHED MEASUREMENTS

7 inches wide x 29 inches in circumference

MATERIALS

- Universal Yarn Bamboo Bloom Handpaints bulky (chunky) weight rayon/wool/acrylic yarn (3½ oz/154 yds/100g per hank):
1 hank #315 cherry blossom
- Size N/15/10mm 20-inch flexible Tunisian crochet hook
- Tapestry needle



GAUGE

Gauge is not important for this project.

PATTERN NOTES

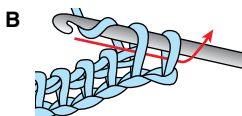
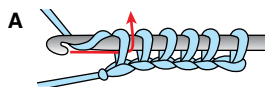
Join with Tunisian Join as indicated unless otherwise stated.

Tunisian Reverse Stitch is used when working with the thick parts of the yarn to bring the wool bits to the front of the piece.

SPECIAL STITCHES

Tunisian Join: Insert hook in last st and behind first st, yo, pull 1p through.

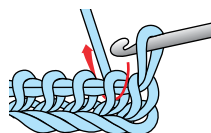
Work loops off hook (work lps off hook): Yo, pull through 1 lp on hook (see A of illustration),



Work Loops Off Hook

[yo, pull through 2 lps on hook (see B of illustration)] across until 1 lp rem on hook. Last lp on hook counts as first st of next row.

Tunisian Knit Stitch (TKS): Insert hook through work from front to back between strands of next vertical bar (see illustration), yo, pull lp through.




Tunisian Knit Stitch

Tunisian Reverse Stitch (TRS): Insert hook under back strand of next vertical bar from right to left, yo, pull lp through.

COWL

Rnd 1: With Tunisian hook, loosely ch 80,

A. working in **back bar of ch** (see illustration), holding all lps on hook, pick up lp in 2nd ch from hook and in each rem ch across to last st, **join** (see Special Stitches and Pattern Notes) in last st. (80 lps on hook);



Back Bar of Chain

B. work lps off hook (see Special Stitches).



Rnd 2:

A. TKS (see Special Stitches) in each st around to last st, working TRS (see Special Stitches and Pattern Notes) when working with thick parts of yarn, join in last st;

B. work lps off hook.

Rep rnd 2 until Cowl measures 7 inches wide.

Bind off in sl st as if to TKS or TRS. Fasten off. **C!**



t!p

Visit AnniesCraftStore.com and easily search using the keywords "Tunisian Crochet" for more patterns and books using this fabulous technique.

Annie's

Published by Annie's, 306 East Parr Road, Berne, IN 46711. Printed in USA. Copyright © 2016 Annie's. All rights reserved. This publication may not be reproduced in part or in whole without written permission from the publisher.

Every effort has been made to ensure that the instructions in this publication are complete and accurate. We cannot, however, take responsibility for human error, typographical mistakes or variations in individual work. Please visit AnniesCustomerService.com to check for pattern updates.